

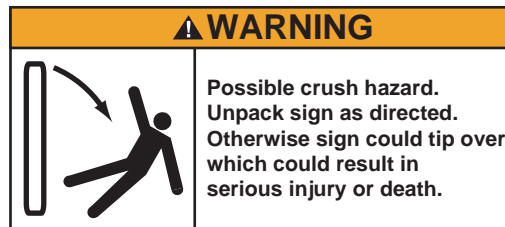
### Safety

#### Electrostatic discharge



This equipment contains components that may be damaged by electrostatic discharge (static electricity). To prevent this from happening, follow the guidelines in Adaptive TechMemo 00-0005, "Preventing Electrostatic Discharge (ESD) Damage," available on our Web site at <http://www.adaptivedisplays.com>.

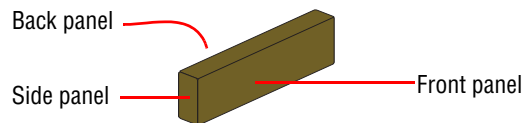
#### Warnings



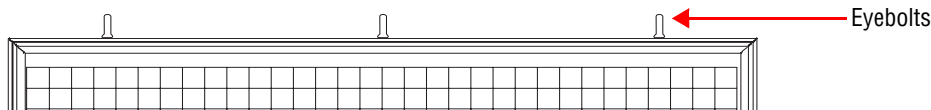
Note that for larger signs, two or more people may be needed to unpack the sign.

### Instructions

- Using a #2 Philips screwdriver or drill, remove all screws marked with red on the crate. The red screws appear along the top of one side panel of the crate and around the perimeter of the front and back panels.
- Remove the front and back panel of the crate.



- Lift the top C-panel up and off the crate.
- Remove any foam and/or anti-static packing from the sign.
- Attach chains or cables to the eyebolts of the sign and lift the sign out of the crate with either a lift or overhead crane.



- Remove any remaining items in the crate, such as software or manuals.
- Follow the instructions in the manual for installation and set up of the sign.

© Copyright 2002 Adaptive Micro Systems, Inc. All rights reserved.

Adaptive Micro Systems • 7840 North 86th Street • Milwaukee, WI 53224 USA • 414-357-2020 • 414-357-2029 (fax) • <http://www.adaptivedisplays.com>  
 The following are trademarks of Adaptive Micro Systems: Adaptive, Alpha, AlphaNet plus, AlphaEclipse, AlphaPremiere, AlphaTicker, AlphaVision, AlphaVision InfoTracker, Automode, BetaBrite, BetaBrite Director, BetaBrite Messaging Software, Big Dot, PPD, Smart Alec, Solar, TimeNet  
 The distinctive trade dress of this product is a trademark claimed by Adaptive Micro Systems, Inc.  
 Due to continuing product innovation, specifications in this manual are subject to change without notice.